



Andrea De Micheli - CEO

**Casta Diva Group** (CDG) is a worldwide company innovating  
in the communication industry,  
with a broad offering encompassing **branded video content**  
and **live communication**.

Consolidated revenues exceed **€20m** with **8% ebitda**.

A unique selling proposition has allowed for a **quick expansion**  
and select **case histories** indicate the potential  
of the CDG's offering for brands.

The Group's expansion (18% CAGR in 10 years)  
has been driven by a **strong value proposition** for **local partners**.  
Nowadays, **more than half** of turnover is international.

The markets where CDG is competing are **global advertising**,  
expected to be worth nearly **\$700b globally by 2018**,  
and **MICE** (Meeting, Incentives, Conventions, Exhibition),  
whose value exceeds **€500b**.

Few competitors match CDG's broad offering and integration capability,  
while **convergence is the keyword of future communication.**  
CDG's integrated offering can profit from current trends.

CDG has launched a capital increase  
to support 4 strategic pillars for development:  
International development, Preferred partnerships,  
Live communication, Fiction and storytelling







Blue

Note







RIDERE



RIDERE



PIANGERE



RIDERE



PIANGERE



PENSARE



RIDERE



PIANGERE



PENSARE



GUADAGNARE



IN EURO THOUSANDS

BLUE NOTE CONSOLIDATE

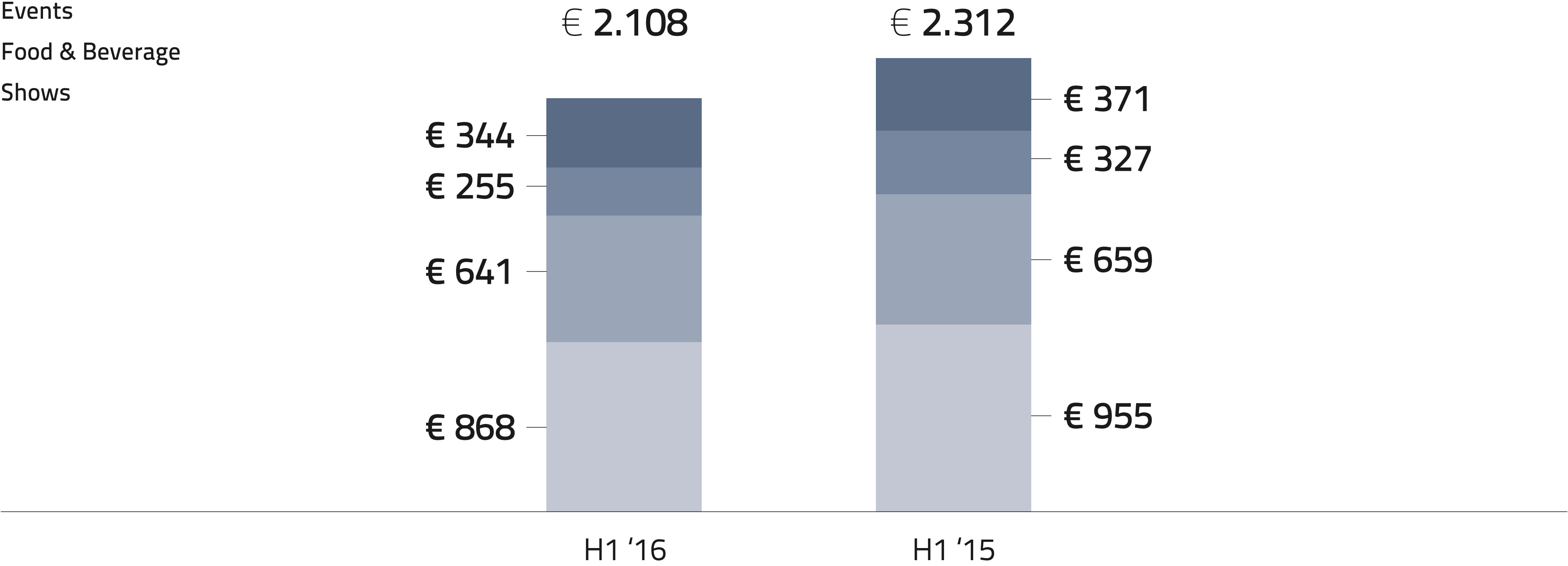
2016 H1 Financial Results	H1 '16	H1 '15	
TOTAL NET REVENUES	2.108	2.312	-9%
EBITDA	- 47	-222	79%
PFN / (Cash)	636	181 *	

\* Dec '15

Revenues	-9% vs H1 '15	closed in June 2016
EBITDA	+79% vs H1 '15	loss reduction

BLUE NOTE H1 REVENUES (EURO THOUSANDS)

- Other
- Events
- Food & Beverage
- Shows







IN EURO THOUSANDS

CASTA DIVA GROUP CONSOLIDATE

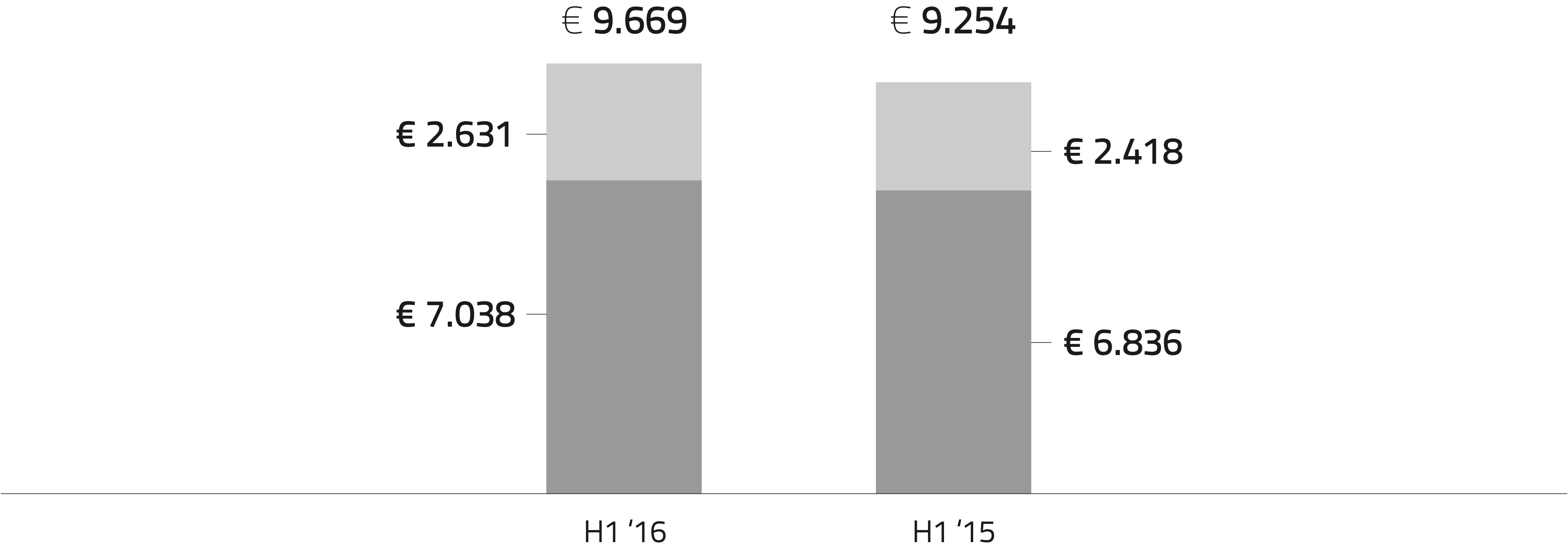
2016 H1 Financial Results	H1 '16	H1 '15	
TOTAL NET REVENUES	9.669	9.254	4%
EBITDA	826	721	15%
PFN / (Cash)	-656	-430 *	

\* Dec '15

Revenues	+4% vs H1 '15
EBITDA	+15% vs H1 '15

CASTA DIVA GROUP H1 REVENUES (EURO THOUSANDS)

- Live Communication
- Branded Content / Cinema / TV





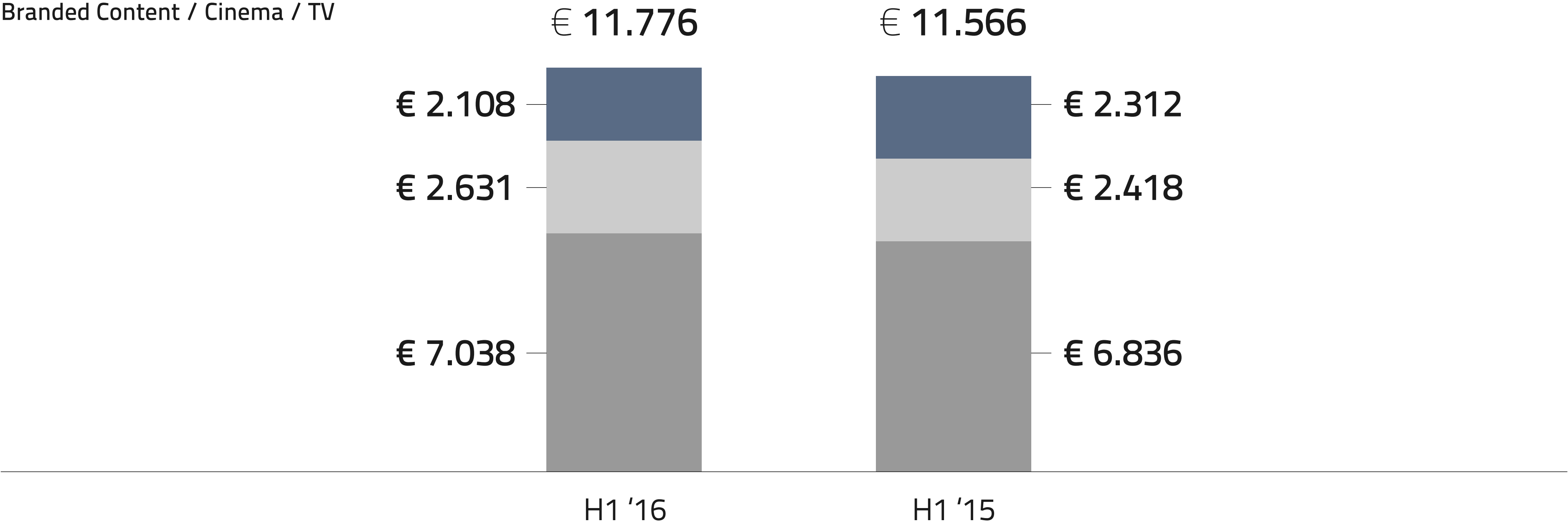
IN EURO THOUSANDS

2016 H1 Financial Results	Blue Note Consolidate	Casta Diva Group Consolidate	Aggregate
TOTAL REVENUES	2.108	9.669	11.776
EBITDA	- 47	826	779
PFN / (Cash)	636	- 656	- 20

Revenues	+1,8% vs H1 '15
EBITDA	+56% vs H1 '15

CASTA DIVA GROUP + BLUE NOTE H1 REVENUES (EURO THOUSANDS)

- Blue Note
- Live Communication
- Branded Content / Cinema / TV



**GRAZIE PER L'ATTENZIONE**